

**THIRD QUARTER 2011**

**ExpertRECALL**  
QUARTERLY RECALL INDEX



## Overview

The ExpertRECALL Index tracks aggregate recall activity and trends in five product categories: medical devices, pharmaceuticals, food, consumer products and children's products. Highlights of recall activity in the third quarter of 2011 included:

**25**  
percent increase in medical device recalls quarter-over-quarter.

**150**  
recalls in the pharmaceutical sector during the third quarter contributed to the category's continued increase.

**6**  
times as many food units affected by third quarter recalls as compared to the second quarter of 2011.

**20**  
percent decrease in consumer product recalls quarter-over-quarter.

**40**  
percent of all children's and infant product recalls were initiated out of a concern for the choking risk associated with small parts.

## Recall Index - Third Quarter 2011

### How the ExpertRECALL Index is Compiled

The ExpertRECALL Index gathers and tracks cumulative data from the two primary federal agencies that oversee recalls in the United States: the Food and Drug Administration (FDA) and the Consumer Product Safety Commission (CPSC). Recall trends are calculated from FDA enforcement reports and news releases published on agency websites.

#### FDA Data

To track trends in food, pharmaceutical and medical device recalls, the ExpertRECALL Index uses information publicly available and posted on the FDA website.

#### CPSC Data

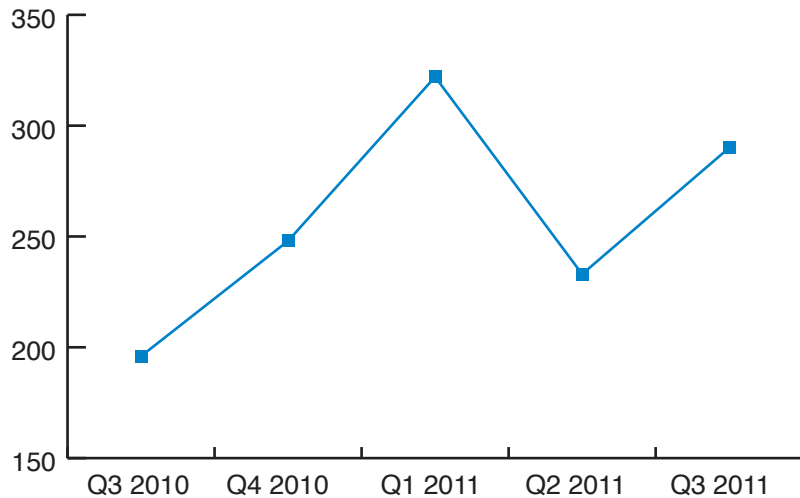
For insight into consumer product recall trends, Stericycle ExpertRECALL collects data from CPSC recall announcements. When compiling statistics and tracking trends for consumer product recalls, the ExpertRECALL Index uses standard product categories and hazards recognized by the CPSC.

#### Terminology

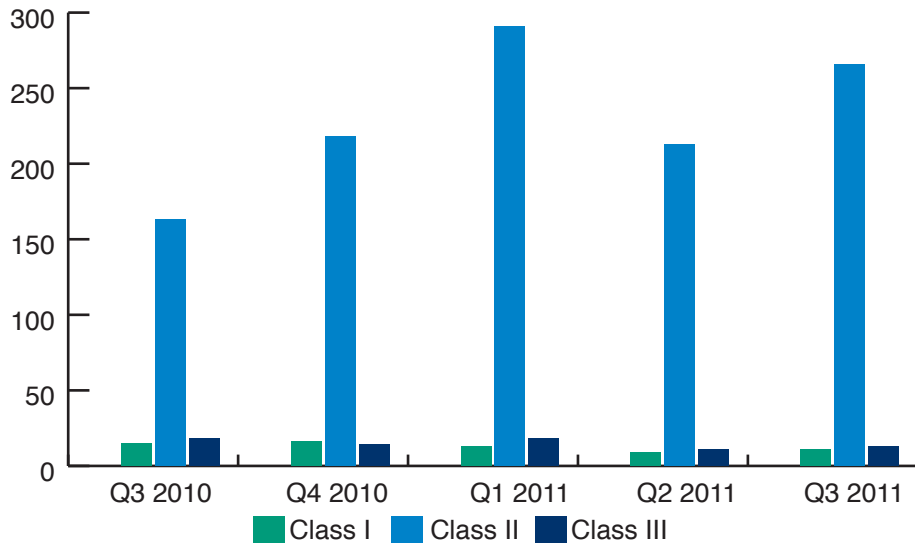
Recalls represent events documented in news releases published on agency websites and events documented in agency enforcement reports.

According to the FDA, A Class I recall involves a situation in which there is a reasonable probability that the product will cause serious adverse health consequences or death. A Class II recall is a situation in which the product could cause temporary or medically reversible adverse health consequences or where the probability of serious adverse health consequences is remote. The FDA defines a Class III recall as a situation in which the product is not likely to cause adverse health consequences.

Medical Device Recalls  
According to FDA Enforcement Reports



Medical Device Recalls by Class  
According to FDA Enforcement Reports



# Recall Index - Third Quarter 2011

## Medical Devices

During the third quarter of 2011, FDA Enforcement Reports documented 290 medical device recalls involving nearly 30 million units. Medical device recalls increased less than 5 percent in the third quarter when compared to the average number of events of the previous two quarters. The second quarter of 2011 saw 233 recalls involving nearly 16 million units, and the first quarter of 2011 saw 322 recalls involving more than 43 million units.

Medical device recalls documented during the third quarter of 2011 affected consumers in the U.S. and overseas. About 95 percent of recalls affected customers nationwide, while 3 recalls affected only customers outside the U.S. There were 201 recalls that affected both domestic and international customers.

The ExpertRECALL Index also revealed the following:

- Third quarter recalls affected nearly twice the number of units as the second quarter of 2011.
- More than 130 companies initiated at least one recall in the third quarter; more than 40 companies issued more than one recall.
- Less than four percent of recalls in the third quarter of 2011 were classified as Class I; these recalls affected less than 2 percent of all units recalled in the quarter.
- More than 90 percent of medical device recalls in the third quarter were classified as Class II recalls, accounting for almost 98 percent of all units recalled.

# Recall Index - Third Quarter 2011

## Pharmaceuticals

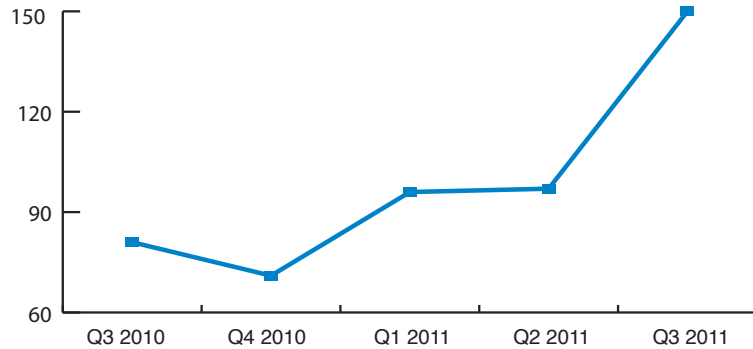
FDA Enforcement Reports documented 150 pharmaceutical recalls during the third quarter of 2011 affecting nearly 30 million units. While the number of recalls increased, third quarter recalls involved 16 percent fewer units than the second quarter of 2011.

Pharmaceutical recalls in the third quarter affected consumers both in the U.S. and overseas. Of the 150 recalls documented in FDA enforcement reports, 132 affected customers nationwide. Fifty-five recalls affected consumers in both the U.S. and at least one other territory or country. Two recalls affected only consumers outside the U.S.

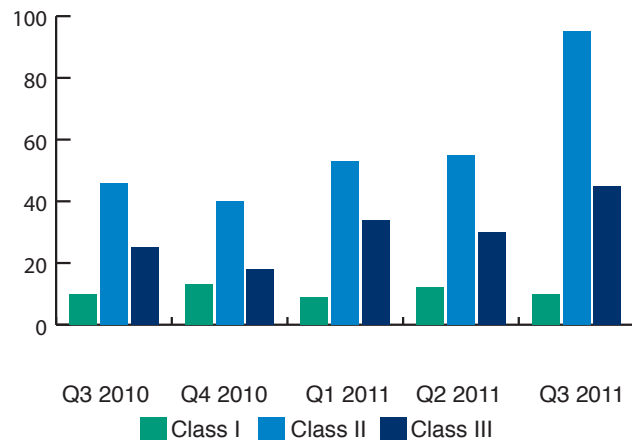
The ExpertRECALL Index also revealed the following:

- Seven recalls affected more than a million units compared with four recalls exceeding a million units during the second quarter.
- Less than 7 percent of third quarter pharmaceutical recalls were Class I recalls, more than 60 percent of recalls were Class II and 30 percent of recalls were Class III.
- While the number of pharmaceutical recalls documented in Enforcement Reports increased in the third quarter, the number of units affected continued to decrease relative to previous quarters.

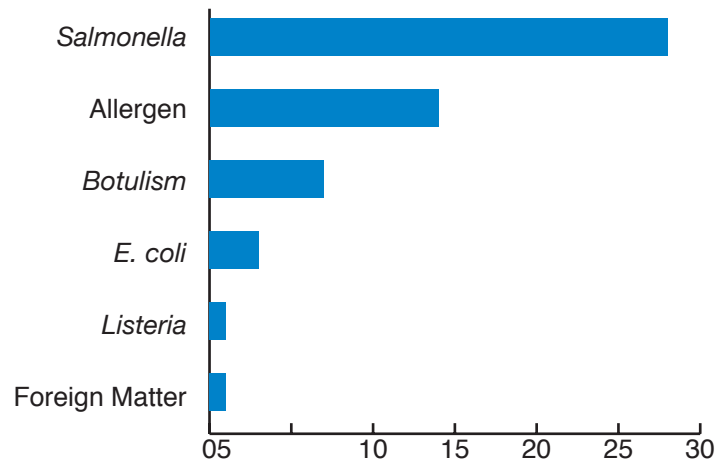
Pharmaceutical Recalls  
According to FDA Enforcement Reports



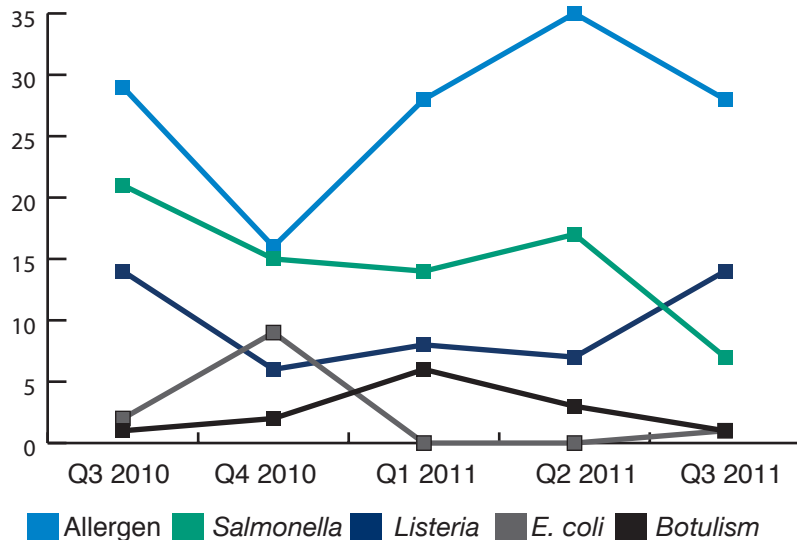
Pharmaceutical Recalls by Class  
According to FDA Enforcement Reports



Leading Causes of Food Recalls in Q3 2011  
According to FDA Enforcement Reports



Leading Causes of Food Recalls by Cause  
According to FDA Enforcement Reports



# Recall Index - Third Quarter 2011

## Food

In the third quarter of 2011, FDA enforcement reports documented 117 food recalls initiated by more than 100 companies and affecting nearly 40 million units. The number of recalled units documented in enforcement reports during the third quarter was the highest in the past three quarters, affecting almost six times as many units than the second quarter of 2011.

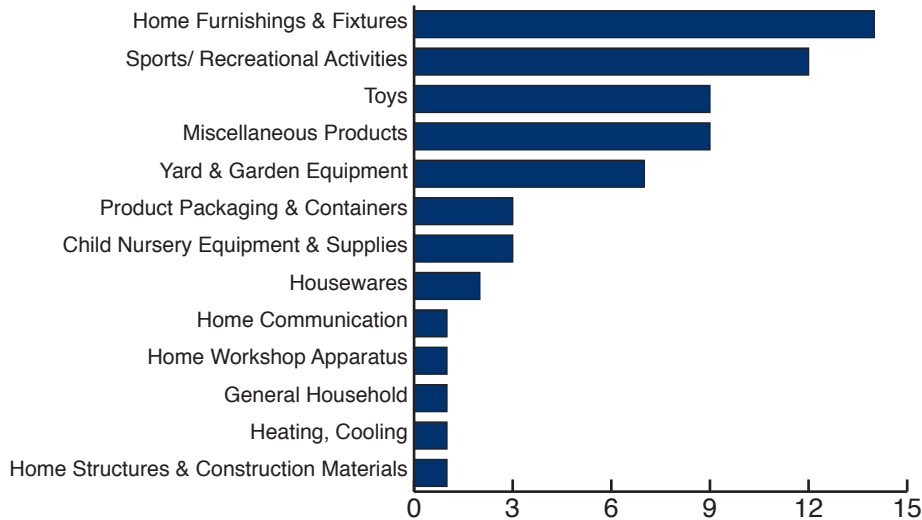
Of third quarter recalls, 30 affected customers nationwide. Seventeen recalls affected domestic and international customers. Six recalls affected only customers outside the U.S.

Of recalls documented in FDA enforcement reports during the third quarter, about 45 percent were listed as Class I, and about 45 percent were listed as Class II. The remaining recalls were Class III.

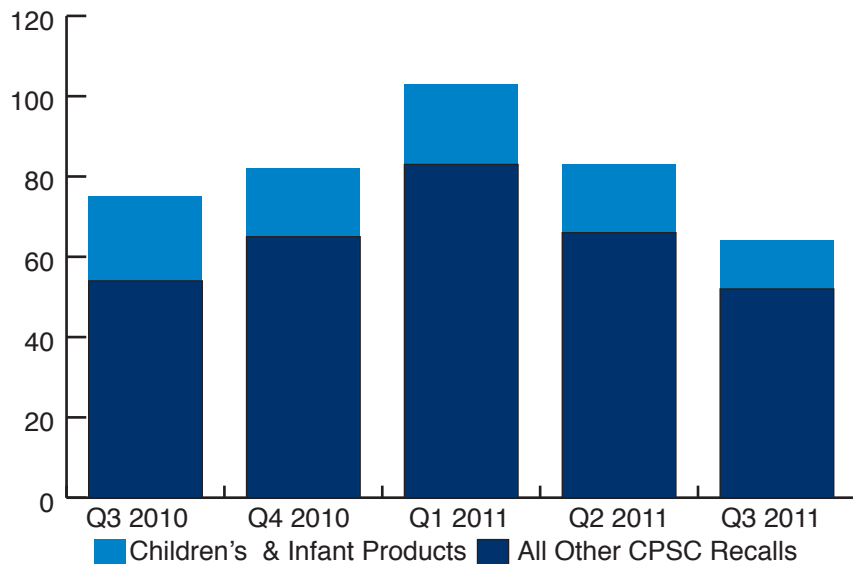
The ExpertRECALL Index also reviewed FDA recall announcements which revealed the following:

- Recalls caused by allergen concerns exceeded the number of recalls due to *Salmonella*, *Botulism*, *E. coli* and *Listeria* concerns combined. The second leading cause of food recalls during the third quarter was potential *Listeria* contamination, accounting for 25 percent of the total.
- Recalls due to potential *Salmonella* contamination were at the lowest level recorded in the last five quarters.
- Three recalls were a result of foreign material in food products, reaching a five-quarter high.

CPSC Recalls by Product Category Q3 2011



Consumer Product Recalls



# Recall Index - Third Quarter 2011

## Consumer Products

Consumer product recalls initiated under the jurisdiction of the CPSC in the third quarter reached a new five-quarter low. Recalls decreased more than 20 percent in the third quarter to 64, compared with 83 recalls in the previous quarter. Third quarter recalls affected more than 9 million units that were responsible for more than 1,200 reported product safety incidents. There were nearly 60 injuries related to 19 of the recalls announced during the third quarter. No deaths were reported.

During the third quarter, the CPSC announced more recalls than the previous quarter in the toys, home furnishings & fixtures and home structures & construction materials categories; recalls in the miscellaneous product category also increased as a result of eight recalls of gel fuel products by several independent companies.

The ExpertRECALL Index also revealed the following:

- Burn hazards and structural collapse risks were the leading cause of CPSC recalls during the third quarter, each triggering nine recalls during the quarter. Laceration hazards were the third leading cause of recalls
- Recalls of home furnishings & fixtures products accounted for more than 20 percent of third quarter recalls, representing the leading category of products recalled.
- During the third quarter 55 companies initiated recalls, with five manufacturers being involved in more than one recall.
- The CPSC did not recall any products in the product packaging and containers or the home & family maintenance products categories during the quarter.
- Three recalls affected more than one million units each.

# Recall Index - Third Quarter 2011

## Children's Products

Children's products, as defined by CPSC-designated categories nursery equipment & supplies and toys, accounted for 12 CPSC recalls during the third quarter. Of the 15 product categories recognized by the CPSC, these two accounted for less than 20 percent of all recalls in the quarter and affected approximately 3.4 million units.

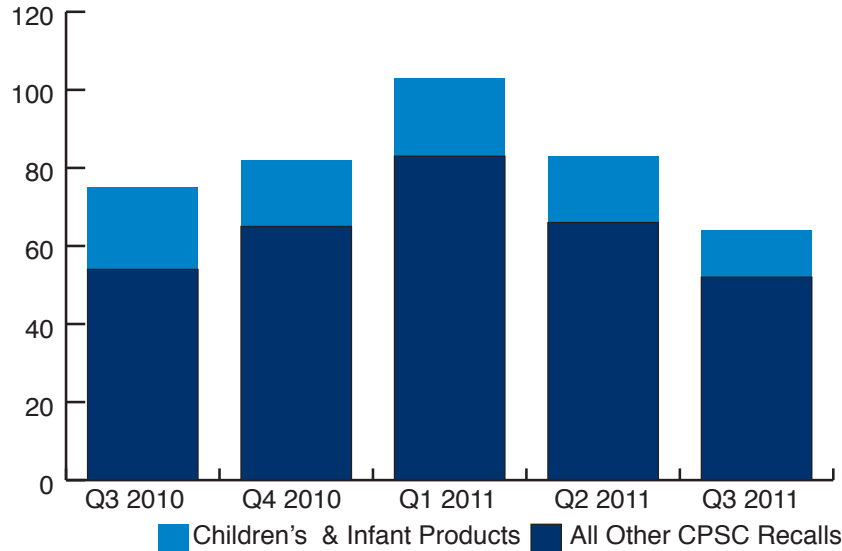
The total number of children's and infant product recalls decreased approximately 30 percent compared to the previous quarter, recording a five quarter low. Recalls in the toy category increased 30 percent compared to the previous quarter, while nursery equipment & supply recalls decreased from 10 to 3 which amounts to a 70% decrease compared to the second quarter of 2011.

The primary cause of children's and infant product recalls was the choking risk associated with small parts. This risk prompted five recalls within these product categories, representing more than 40 percent of children's and infant product recalls. Fall hazards were the second leading cause, triggering three recalls; entrapment and strangulation hazards were the third leading cause, with two recalls.

The ExpertRECALL Index also revealed the following:

- Recalls of child nursery equipment & supplies reached a five-quarter low of three recalls.
- Children's and infant products recalled in the third quarter were responsible for 177 reported incidents.
- Eighteen injuries were associated with four toy recalls. Nursery equipment & supply recalls were not associated with any injuries.
- Eleven companies initiated recalls in the third quarter.

Children's and Infant Product Recalls



Children's and Infant Product Recalls

